

# **EXTERIOR/INTERIOR TRIM**

# UNDER COVER

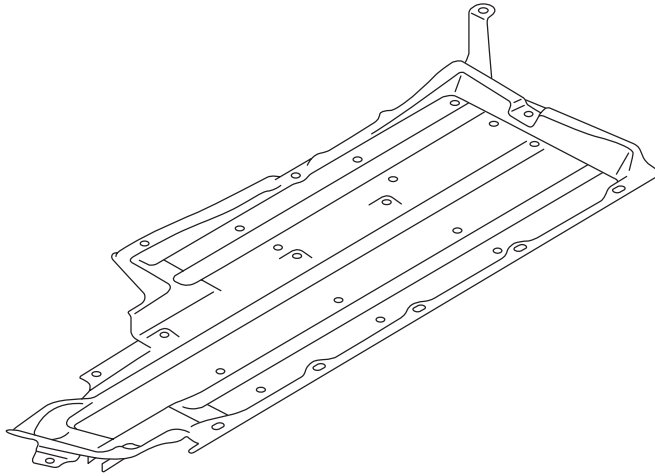
EXTERIOR/INTERIOR TRIM

---

## 1. Under Cover

### A: FLOOR UNDER COVER

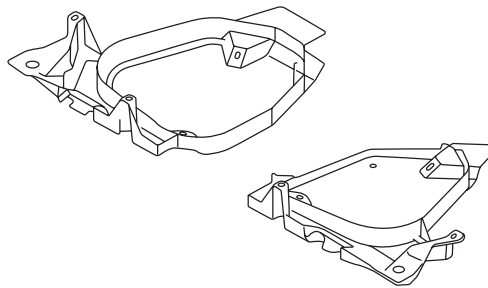
- A floor under cover is installed to both sides of the vehicle's floor part to improve the aerodynamic characteristics at the underside of the vehicle.
- Taking recycling reasons into account, polypropylene (PP) material is used.



EI-00824

### B: FUEL TANK PROTECTOR

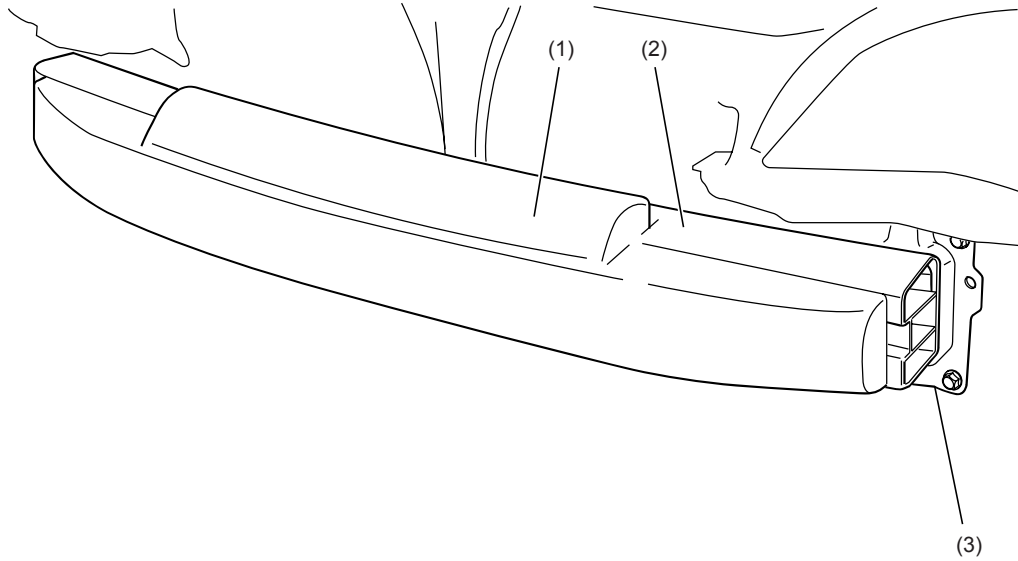
- A fuel tank protector is installed to prevent damage to the fuel tank by flying stones etc. during driving.
- Taking recycling reasons into account, polypropylene (PP) material is used.



EI-00825

## 2. Front Bumper Beam

A bumper beam assembly is placed inside the front bumper. The beam assembly is fastened to the chassis frame and absorbs the shock energy in case of a front collision to enhance safety of the vehicle.



EI-01034

- (1) Energy absorber foam
- (2) Bumper beam reinforcement
- (3) Bumper beam bracket

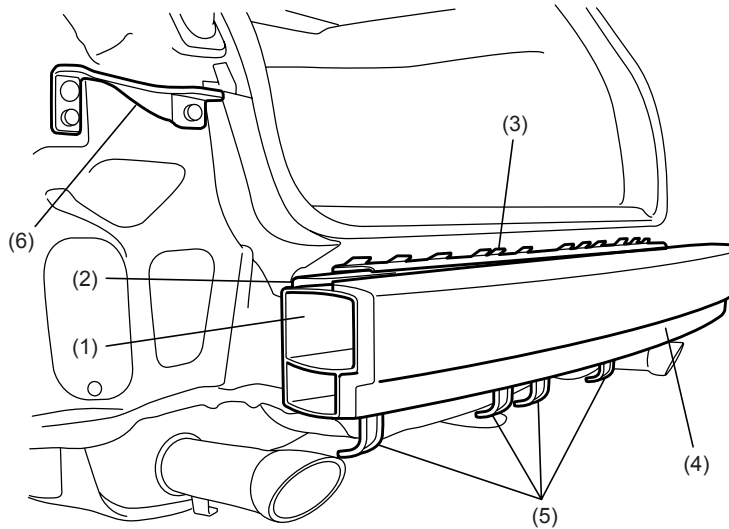
# REAR BUMPER BEAM

EXTERIOR/INTERIOR TRIM

---

## 3. Rear Bumper Beam

- A bumper beam assembly is placed inside the rear bumper. The beam assembly is fastened to the chassis frame and absorbs the shock energy in case of a rear collision, etc. to reduce damage to the vehicle.
- The rear bumper assembly consists of a bumper face bracket, main beam, main beam bracket, and energy absorber foam made of PP foam.

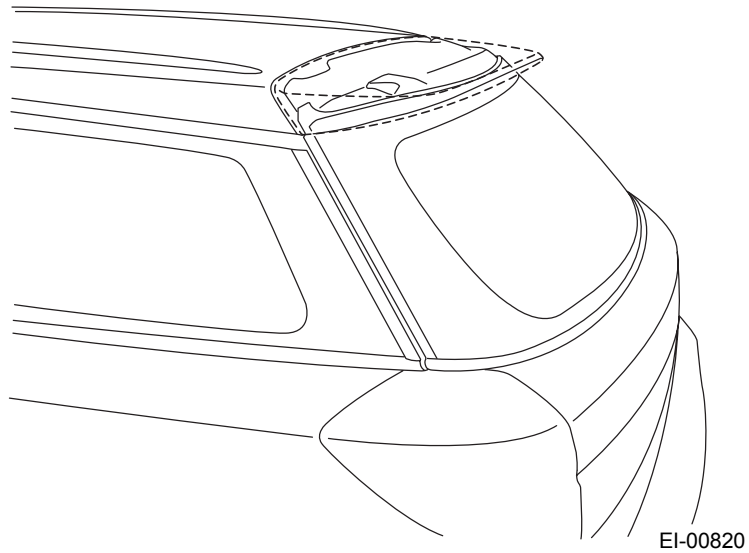


EI-01035

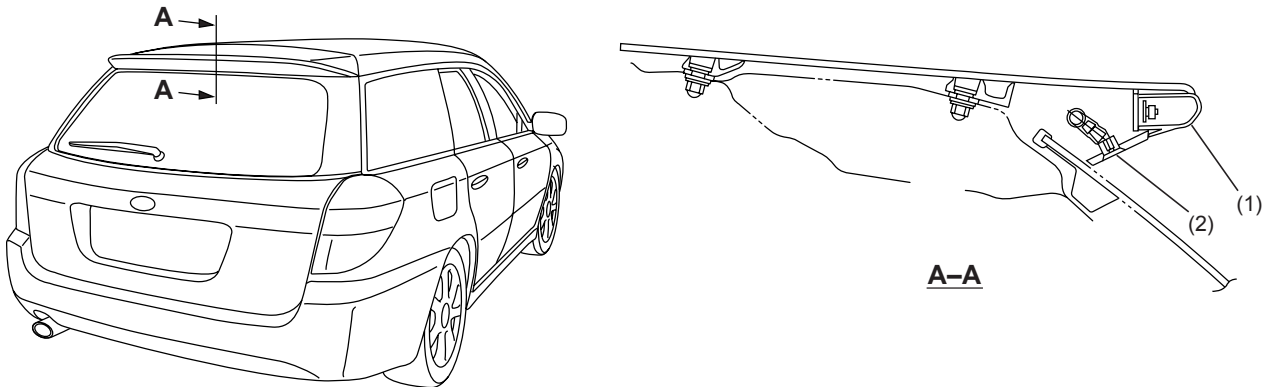
- |                       |                          |
|-----------------------|--------------------------|
| (1) Main beam         | (4) Energy absorber foam |
| (2) Main beam bracket | (5) Lower bracket        |
| (3) Beam upper rear   | (6) Corner bracket       |

## 4. Roof Spoiler (Wagon Models)

- The spoiler is built into the rear gate and is provided as standard equipment.



- In connection with providing the spoiler on all models, the high mount stop light and rear washer nozzle are incorporated in the roof spoiler.



EI-00821

(1) High mount stop light

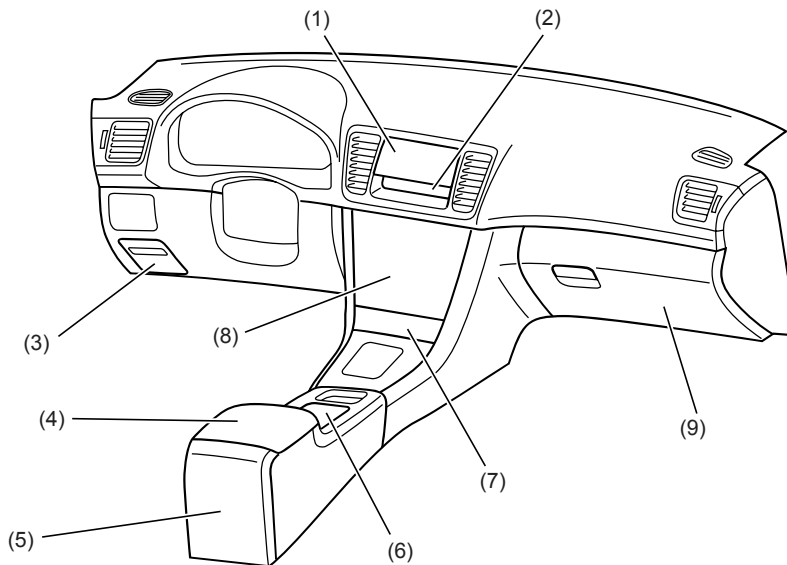
(2) Rear washer nozzle

# INSTRUMENT PANEL

## EXTERIOR/INTERIOR TRIM

### 5. Instrument Panel

- By modularizing the panel with the steering support beam, a sufficient rigidity is obtained, its quality is stabilized, and maintainability is improved.
- By tilting the center panel toward the driver, its operability and visibility is improved.
- There is no longer a split line between the passenger's airbag module lid and the instrument panel, contributing to a better appearance.
- Taking recycling reasons into account, PP resin is used for the main body. The entire upper part of the instrument panel is covered with urethane foam material with a soft surface skin. This material feels soft while it also contributes to protect passengers.
- An insulator is installed to the backside of the instrument panel. The insulator absorbs noise from the engine room and contributes to improve the quietness in the cabin.
- The panel is upholstered as far as the leg area of front passenger to improve the feel of material.

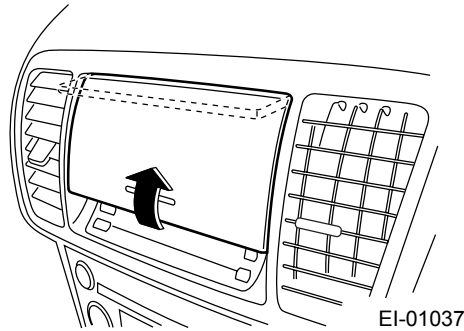


EI-01036

- |   |  |
|---|--|
| (1) Center pocket                       | (6) Cup holder for front seat passengers |
| (2) Clock                               | (7) Ashtray and cigarette lighter        |
| (3) Fuse box cover                      | (8) Center panel                         |
| (4) Console box                         | (9) Glove box                            |
| (5) Cup holder for rear seat passengers |  |

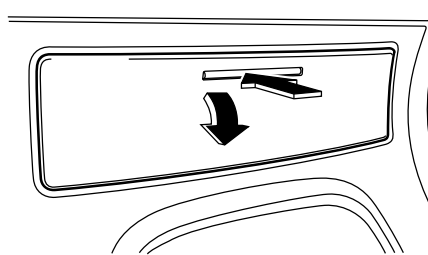
## A: CENTER POCKET

- A pocket with a lid is provided at the center of the instrument panel.
- Night illumination, which operates in connection with the lighting system, is provided.



## B: ASHTRAY AND CIGARETTE LIGHTER FOR FRONT SEAT PASSENGERS

- These are located at the lower part of the center panel and can be opened in one-push action.
- The ashtray and cigarette lighter are provided with night illumination, which operates in connection with the lighting system.



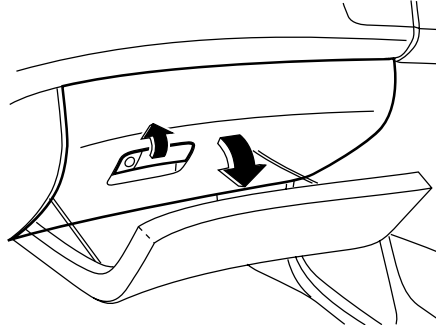
# INSTRUMENT PANEL

EXTERIOR/INTERIOR TRIM

---

## C: GLOVE BOX

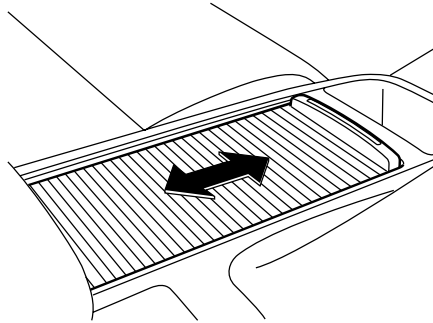
- The glove box is provided with a damper that controls the glove box lid to open slowly.
- It is also provided with night illumination that operates in connection with the lighting system.



EI-01068

## D: CUP HOLDER FOR FRONT SEAT PASSENGERS

- Provided with a shutter type lid that can be closed when the cup holder is not used.
- The cup holder can hold a container up to a 500 cc size plastic bottle or an L size paper cup.

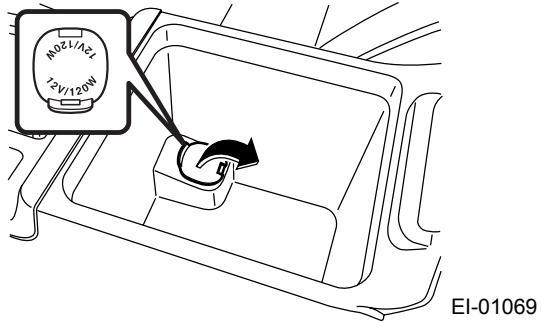


EI-00688

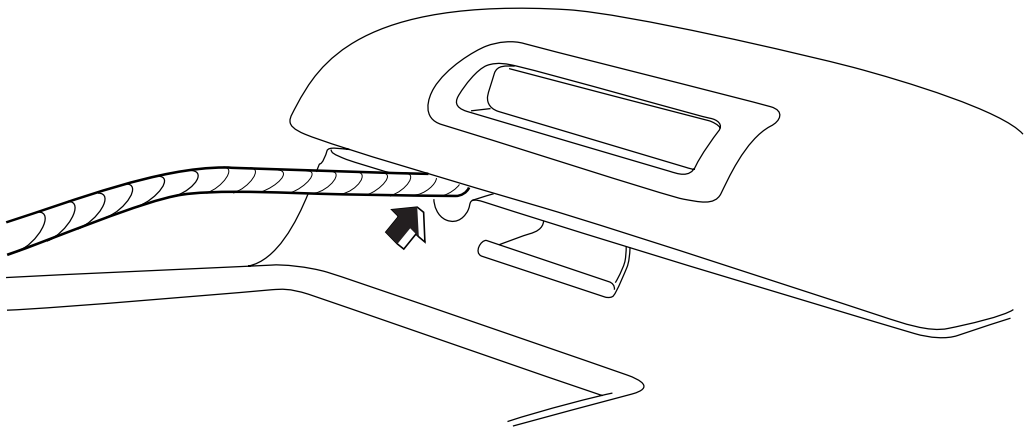


## E: CONSOLE BOX

- An accessory socket is provided in the console box.



- When using the socket, the cable can be routed out from the front of the console box so that the cable will not be trapped even when the console lid is closed.



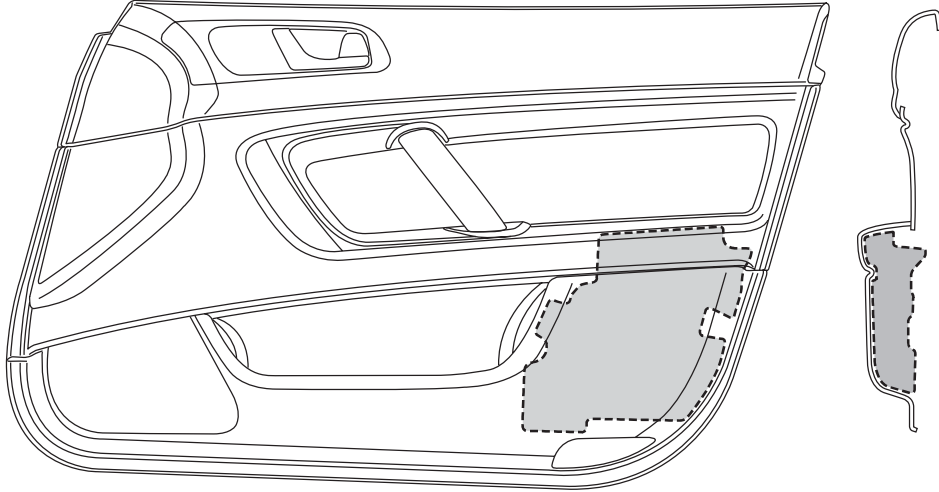
# DOOR TRIM

EXTERIOR/INTERIOR TRIM

---

## 6. Door Trim


Shock absorbing pads installed to the backside of the front and rear door trims attenuate the impact due to a secondary collision.



EI-00826

## 7. Trunk Room Trim

Trunk lid trims and trunk lid arm covers are used to improve the feel of material.



EI-00823